

St Andrew's Academy



Scottish Music Tunes



GUITAR



CONTENTS



Getting Started Guide

Auld Lang Syne

Flower of Scotland

Scotland the Brave

Everyday Heroes

Loch Lomond

Skye Boat Song

Ye Banks and Braes



Getting started

For each of the pieces you can choose to play either TAB or CHORDS.

If you choose to play the melody you will follow the guitar **TAB** and pluck the strings individually.

If you choose to play the **CHORDS** you are playing an accompaniment to the melody.

You should follow the chord symbols above the staff changing chord with every new symbol. You will **strum** the strings of the guitar.

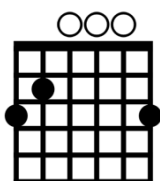
Remember, if there is a x above a string on the chord guide you do not strum that string.

Check the TIME SIGNATURE to find out how many downward strums you should play in each bar.

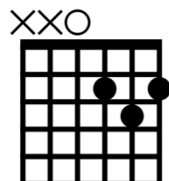


GUITAR CHORD GUIDE

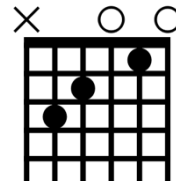
G



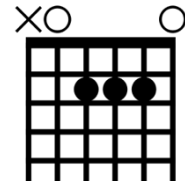
D



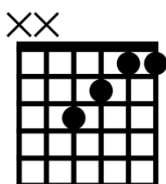
C



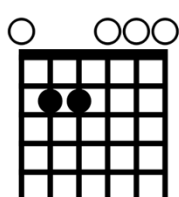
A



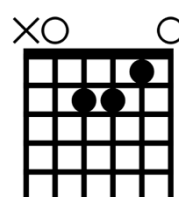
F



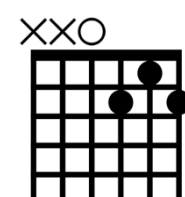
Em



Am



D7



Auld Lang Syne



Time: 1'30



Musical notation for the first system (measures 1-4). The treble clef staff shows the melody in G major, 4/4 time. The guitar tablature below shows the fretting for each measure. Chord diagrams for G, D, G, and C are positioned above the corresponding measures.


Musical notation for the second system (measures 5-8). The treble clef staff shows the melody. The guitar tablature below shows the fretting. Chord diagrams for G, D, C, D, and G are positioned above the corresponding measures.

Musical notation for the third system (measures 9-12). The treble clef staff shows the melody. The guitar tablature below shows the fretting. Chord diagrams for D, G, and C are positioned above the corresponding measures.

Musical notation for the fourth system (measures 13-15). The treble clef staff shows the melody. The guitar tablature below shows the fretting. Chord diagrams for G, D, C, and D are positioned above the corresponding measures.

Musical notation for the fifth system (measures 16-17). The treble clef staff shows the melody with a first ending (1.) and a second ending (2.). The guitar tablature below shows the fretting. Chord diagrams for G are positioned above the corresponding measures.

Flower of Scotland



Time: 1'05

Musical notation for measures 1-6. Chords: D7, G, D7.

TAB: 3/4 0 0 2 0 0 0 0 2 2 0 2

Musical notation for measures 7-14. Chords: G, C, G, D7.

TAB: 0 0 0 0 1 0 1 3 0 0 0 2 2

Musical notation for measures 15-22. Chords: G, D7, G, C, G.

TAB: 2 0 2 0 1 0 2 0 0 0 1 0 1 3

Musical notation for measures 23-27. Chords: C, G.

TAB: 0 0 0 1 0 2 0 2 0

Musical notation for measures 28-31. Chords: F, G.

TAB: 0 0 3 2 0 0 0

Scotland The Brave



Time: 1'30



Musical notation for measures 1-3. Treble clef, 4/4 time. Chord C is indicated above the first measure.

TAB: 3 3 0 | 2 3 2 0 | 1 1 0 | 1 0 2 3



Musical notation for measures 4-7. Treble clef, 4/4 time. Chords F, C, D, and G are indicated above the first, second, fifth, and sixth measures respectively.

TAB: 3 2 3 | 2 0 2 3 | 0 0 2 0 | 3 2 0



Musical notation for measures 8-11. Treble clef, 4/4 time. Chord C is indicated above the first measure.

TAB: 3 3 0 | 2 3 2 0 | 1 1 0 | 1 0 2 3



Musical notation for measures 12-15. Treble clef, 4/4 time. Chords F, C, G, and C are indicated above the first, second, fourth, and fifth measures respectively.

TAB: 3 2 3 | 2 0 2 3 | 0 3 3 3



Musical notation for measures 16-19. Treble clef, 4/4 time. Chords G and C are indicated above the first and fourth measures respectively.

TAB: 3 3 3 | 3 0 0 | 1 0 3 | 1 2 0

20

Am Em D G

T 1 1 1 0 1 0 2 1 0 2 0 3 2 0

A

B

24

C

T 1 1 0 1 0 1 0

A 3 3 0 2 3 2 0 0 2 3

B

28

F C G C

T 2 0 2 3 0 3 3 3

A 3 2 3 2 0 2 0 3 3 3

B

Everyday Heroes



Skerryvore

Musical notation for measures 1-7. Chords: D, A, D, G, Em, A.

3/4

TAB 3/4 0-2 4-2 2-4 2-0 2-0 2-0 2-0

Musical notation for measures 8-15. Chords: D, A, D, Bm, Em, A.

8

TAB 0-2 4-2 2-4 2-0 0-2 4-0 0-4 2

Musical notation for measures 16-22. Chords: Bm, A, D, G, Em.

16

TAB 0-2 4-2 2-4 2-0 2-0 2-0 2-0

Musical notation for measures 23-27. Chords: A, Bm, A, D.

23

TAB 2-0 3 0-2 0-2 4-2

Musical notation for measures 28-31. Chords: A, G.

28

TAB 4-0 2-0 4-2 0-0 4-0

33 **Bm** **A** **D** **Bm** **Em** **A**

T
A
B 2 4 2 4 2 0 0 0 2 4 0 0 4 2 2 0 4

41 **G** **Em** **D** **Bm** **Em** **A**

T
A
B 2 0 2 0 2 0 0 2 4 0 0 4 2 2 4 0

49 **Bm** **A** **D** **G** **Em** **A**

T
A
B 2 4 2 4 2 0 0 2 0 2 0 2 0 2 0

56 **Bm** **A** **D**

T
A
B 0 3 0 2 0 2 4 2 2 4 0

61 **A** **G** **D**

T
A
B 2 0 4 2 0 0 0 0

Loch Lomond



Musical notation for measures 1-4. Chords: G, Em, C, D, G, Em, C, G.

4/4

TAB

0 0 2 0 2 0 2 0 2 0 0 0 0 3 0 3 3

Musical notation for measures 5-8. Chords: C, Em, C, D, G, C, D, G.

5

TAB

0 0 3 0 0 3 1 0 2 0 2 0 2 0 0 0 3 3 0 2 0 0

Musical notation for measures 9-12. Chords: G, Em, C, D, G, Em, C, D.

9

TAB

0 0 2 0 0 2 0 0 2 0 0 2 0 0 0 0 0 3 0 3 3

Musical notation for measures 13-16. Chords: C, Em, C, D, G, C, D, G.

13

TAB

0 0 3 0 0 3 1 0 2 0 2 0 2 0 0 0 3 3 0 2 0

Skye Boat Song



Time: 1'40

Musical notation for measures 1-3. Chords: G, Em, Am, D.

TAB: 3/4 0 2 0 | 0 0 | 2 0 2 | 3

Musical notation for measures 4-5. Chords: G, C, G. Ends with **Fine**.

TAB: 0 2 0 | 2 2 | 0 0

Musical notation for measures 6-7. Chords: Em, Am.

TAB: 0 0 0 | 0 | 2 2 2 | 2

Musical notation for measures 8-9. Chords: Em, Am, Em.

TAB: 0 2 0 | 0 0 | 2 2 2 | 2

Musical notation for measures 10-11. Chords: Em, Am.

TAB: 0 0 0 | 0 | 2 2 2 | 2

Musical notation for measures 12-13. Chords: Em, Am, C, D7. Ends with **D.C. al Fine**.

TAB: 0 2 0 | 0 0 | 2 0

Ye Banks and Braes



Time: 1'25

Musical notation for the first system (measures 1-5). The key signature is one sharp (F#) and the time signature is 3/4. The guitar part is shown in standard notation with a treble clef and a TAB system below. Chord diagrams for G, D7, and C are provided above the staff.

Chord diagrams: G (x00033), D7 (xx0232), C (x02310).

Measure 1: G (x00033), notes: G4, A4, B4, A4, G4. TAB: 0 0 0 2 0 2.

Measure 2: D7 (xx0232), notes: A4, B4, C5, B4, A4. TAB: 0 3 0 2 0 2.

Measure 3: G (x00033), notes: G4, A4, B4, A4, G4. TAB: 0 2 0 2 0 2.

Measure 4: D7 (xx0232), notes: A4, B4, C5, B4, A4. TAB: 0 2 0 2 0 2.

Measure 5: G (x00033), notes: G4, A4, B4, A4, G4. TAB: 0 2 0 0 2 0.

Musical notation for the second system (measures 6-12). Chord diagrams for G and D7 are provided above the staff.

Measure 6: G (x00033), notes: G4, A4, B4, A4, G4. TAB: 0 2 0 2 0 2.

Measure 7: D7 (xx0232), notes: A4, B4, C5, B4, A4. TAB: 0 2 0 0 2 0.

Measure 8: G (x00033), notes: G4, A4, B4, A4, G4. TAB: 2 0 2 2 0 2.

Measure 9: D7 (xx0232), notes: A4, B4, C5, B4, A4. TAB: 0 3 0 2 0 2.

Measure 10: G (x00033), notes: G4, A4, B4, A4, G4. TAB: 0 3 0 2 0 2.

Measure 11: D7 (xx0232), notes: A4, B4, C5, B4, A4. TAB: 0 2 0 2 0 2.

Measure 12: G (x00033), notes: G4, A4, B4, A4, G4. TAB: 0 2 0 0 2 0.

Musical notation for the third system (measures 13-19). Chord diagrams for C, D7, and G are provided above the staff.

Measure 13: C (x02310), notes: G4, A4, B4, A4, G4. TAB: 0 2 0 0 2 0.

Measure 14: D7 (xx0232), notes: A4, B4, C5, B4, A4. TAB: 0 2 0 0 2 0.

Measure 15: G (x00033), notes: G4, A4, B4, A4, G4. TAB: 0 0 3 0 3 0.

Measure 16: D7 (xx0232), notes: A4, B4, C5, B4, A4. TAB: 3 0 0 3 0 0.

Measure 17: G (x00033), notes: G4, A4, B4, A4, G4. TAB: 3 0 3 0 3 0.

Measure 18: D7 (xx0232), notes: A4, B4, C5, B4, A4. TAB: 3 0 3 0 3 0.

Measure 19: G (x00033), notes: G4, A4, B4, A4, G4. TAB: 3 0 3 0 3 0.

Musical notation for the fourth system (measures 20-25). Chord diagrams for C, D7, G, and D7 are provided above the staff.

Measure 20: C (x02310), notes: G4, A4, B4, A4, G4. TAB: 3 0 0 3 0 0.

Measure 21: D7 (xx0232), notes: A4, B4, C5, B4, A4. TAB: 3 0 0 3 0 0.

Measure 22: G (x00033), notes: G4, A4, B4, A4, G4. TAB: 0 3 1 0 2 0.

Measure 23: D7 (xx0232), notes: A4, B4, C5, B4, A4. TAB: 2 0 2 0 0 0.

Measure 24: G (x00033), notes: G4, A4, B4, A4, G4. TAB: 2 0 0 2 0 2.

Measure 25: D7 (xx0232), notes: A4, B4, C5, B4, A4. TAB: 2 0 2 0 2 0.

Musical notation for the fifth system (measures 26-30). Chord diagrams for G, D7, G, C, and G are provided above the staff.

Measure 26: G (x00033), notes: G4, A4, B4, A4, G4. TAB: 0 3 0 2 0 2.

Measure 27: D7 (xx0232), notes: A4, B4, C5, B4, A4. TAB: 0 2 0 2 0 2.

Measure 28: G (x00033), notes: G4, A4, B4, A4, G4. TAB: 0 2 0 0 2 0.

Measure 29: C (x02310), notes: G4, A4, B4, A4, G4. TAB: 0 2 0 0 2 0.

Measure 30: G (x00033), notes: G4, A4, B4, A4, G4. TAB: 0 0 2 0 0 0.