

ST ANDREW'S ACADEMY

MUSIC DEPARTMENT

LEVEL 3



GUITAR



Outcomes

I will develop musical and technical skills, showing clear understanding of the composers' intentions
1.1



I will self-reflect on the quality and accuracy of my playing and performing, and identify personal strengths and areas for improvement
1.2

Tips For Getting Started

- ♪ Check the time signature (how many beats are in the bar?)
- ♪ Check for any new chord shapes and practise them first.
- ♪ Work out the rhythm – use "ta, te-te" etc. to help you.
- ♪ Look out for repetition (do you play the same phrase more than once?)
- ♪ Practise small sections of the music at a time then gradually join them together.

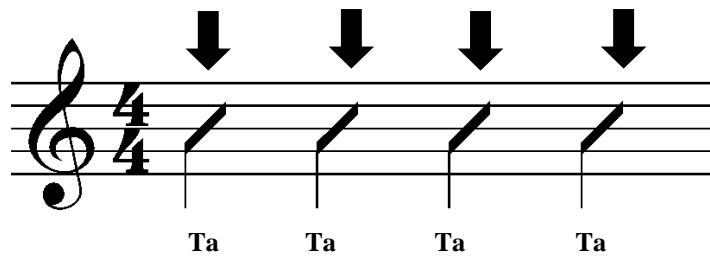


SUCCESSFUL GUITAR PLAYERS WILL :



- ✓ Play the melody using the correct notes and rhythms.
- ✓ Have smooth chord changes.
- ✓ Produce a clean sound by ensuring an even pressure on the strings.
- ✓ Be able to play a variety of strumming patterns which are stylistically appropriate for the piece they are playing.
- ✓ Be able to play in time with an accompaniment and maintain the overall tempo/flow of the music.


Suggested Strumming Pattern



Songbird

Oasis

G



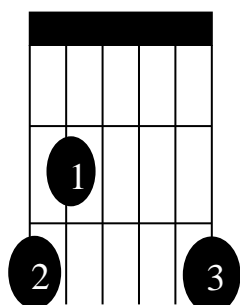
Em

G

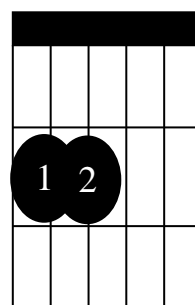


Talking to the songbird yesterday,
 Flew me to a place not far away,
 She's a little pilot in my mind,
 Singing songs of love to pass the time,
 Gonna write a song so she can see,
 Give her all the love she gives to me,
 Talk of better days that have yet to come,
 I've never felt this love from anyone.

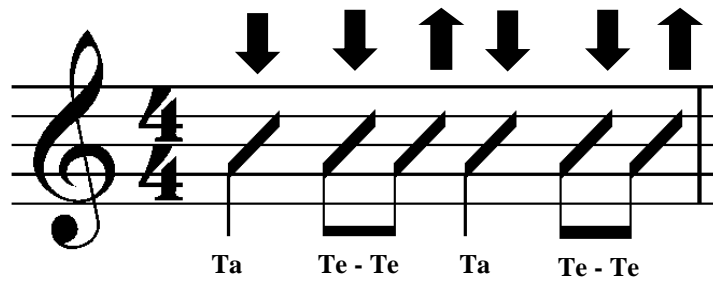
G



Em

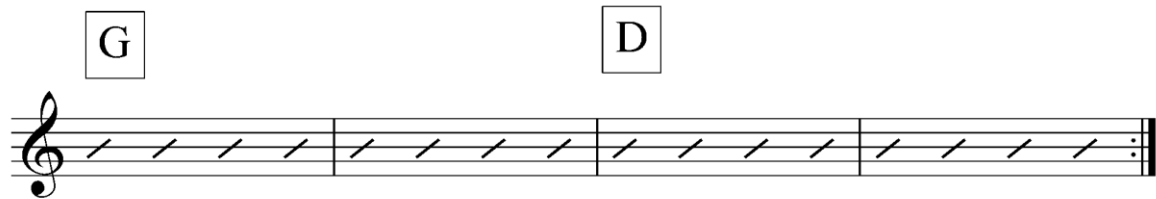



Suggested Strumming Pattern



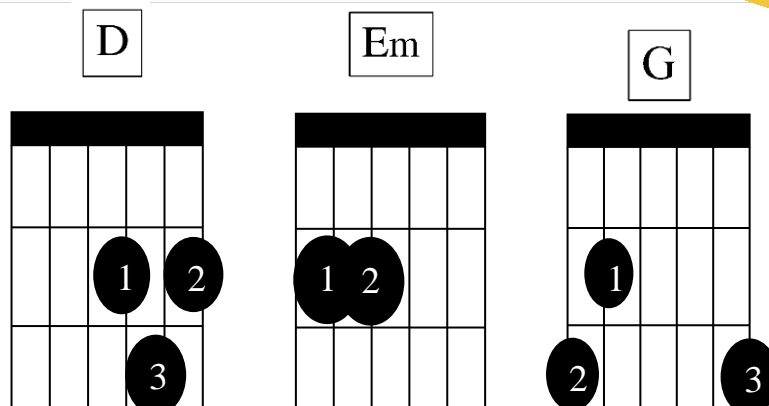

Marry You

Bruno Mars



It's a beautiful night,
 We're looking for something dumb to do,
 Hey, Baby,
 I think I wanna marry you,

Is it the look in your eyes,
 Or is it this dancing juice,
 Who cares baby,
 I think I wanna marry you!



Reading TAB

String numbers

Fret numbers


1
2
3
4
5
6

T
A
B

4
4

2 0 3 0

Remember string 1 is nearest the floor!



James Bond Riff

4/4


T
A
B

4/4

2 0 3 0 4 0 3 0

Remember this is a riff – you need to repeat the pattern many times!

Suggested Strumming Pattern



Blame It On Me

George Ezra

G D A



G D A

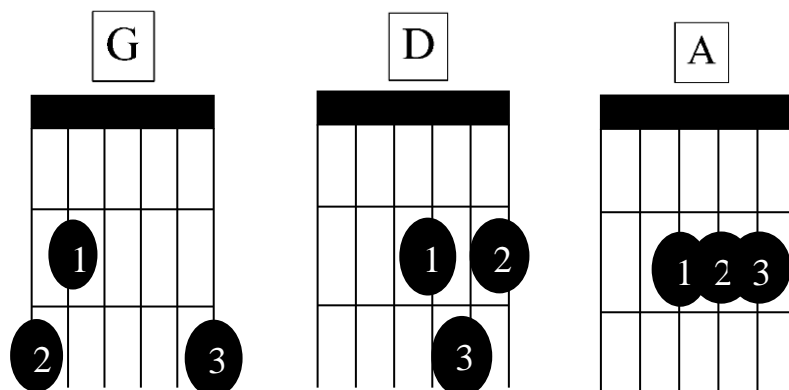


When I dance alone
And the sun is bleeding down,
Blame it on me,

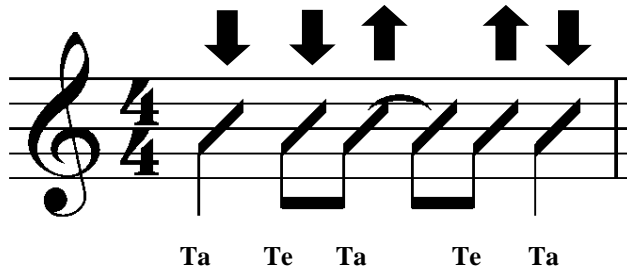
When I lose control
And the veil is overused,
Blame it on me,

When I dance alone,
I'll go, I know,
Blame it on me,

Oh, What you waiting for?
What you waiting for?



Suggested Strumming Pattern




Same chords as
Blame it On Me!

Pencil Full of Lead

Paulo Nutini

D



G

D



A

G

D



Oh I got a sheet for my bed and a pillow for my head,
I've got a pencil full of lead and some water for my throat,
I've got buttons on my coat and sails on my boat,
So much more than I needed before,
I've got money in the meter and a two bar heater,
Oh now it's getting hotter, Oh it's only getting sweeter

I've got legs on my chair and a head full of hair,
Pot and a pan and some shoes on my feet,
I've got a shelf full of books and most of my teeth,
A few pairs of socks and a door with a lock,
I got food in my belly and a licence for my telly,
And nothing's gonna bring me down!



Remember to look back at page 5 as a reminder for reading TAB!

Au Claire De La Lune

Musical notation for the first system of "Au Claire De La Lune". It consists of a treble clef staff in 4/4 time and a guitar tablature staff. The tablature staff is labeled "TAB" and "4/4". The notes are: 1-1-1-3 | 0-3 | 1-0-3-3 | 1.

Musical notation for the second system of "Au Claire De La Lune", starting at measure 5. It consists of a treble clef staff in 4/4 time and a guitar tablature staff. The notes are: 1-1-1-3 | 0-3 | 1-0-3-3 | 1.



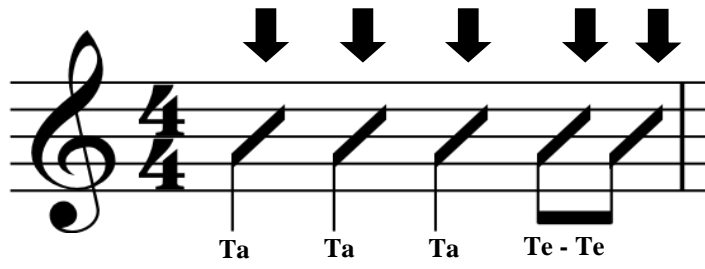


Congratulations!

You have completed Level 3 Part 1.
You are making GREAT progress.
See your teacher for a certificate!



Suggested Strumming Pattern



500 Miles

INTRO

The Proclaimers

D

VERSE

D G A D

D G A D

CHORUS

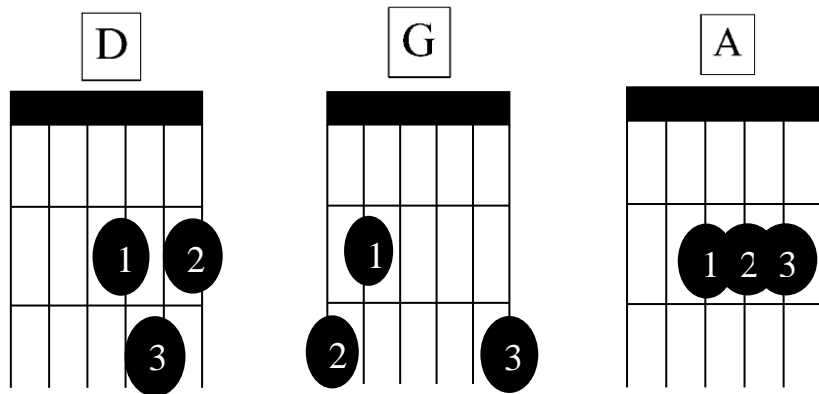
D G A

D G A D

When I wake up yeah I know I'm gonna be
I'm gonna be the man who wakes up next to you
When I go out yeah I know I'm gonna be
I'm gonna be the man who goes along with you
If I get drunk yes I know I'm gonna be
I'm gonna be the man who gets drunk next to you
And if I haver yeah I know I'm gonna be
I'm gonna be the man who's havering to you

CHORUS

But I would walk 500 miles
And I would walk 500 more
Just to be the man who walked 1000 miles
To fall down at your door



Self Evaluation Check Point!



Think carefully and answer the following questions:

Can I.....?

- Easily find the chord of G?
- Easily find the chord of Em?
- Easily find the chord of D?
- Easily find the chord of A?
- Change between the chords easily?
- Read TAB quickly?
- Play the different strumming patterns?



What could your next steps be for the next part of the book?

Have a quick learner conversation with your teacher and ask advice about anything you feel you can improve on!



Remember and
press firmly on the
strings to create a
nice strong sound!

Twinkle Twinkle

The first system of musical notation for 'Twinkle Twinkle' consists of a treble clef staff with a key signature of one flat (B-flat) and a 4/4 time signature. The melody is written in a simple, stepwise fashion. Below the staff is a guitar tablature (TAB) with six lines. The numbers 1, 3, 5, 1, 3, 1, 0, 0, 3, 3, 1, 1, 0, 0, 3 are placed above the strings to indicate fingerings for each note.

The second system of musical notation for 'Twinkle Twinkle' continues the melody from the first system. It also features a treble clef staff with a key signature of one flat and a 4/4 time signature. The guitar tablature below the staff shows the following fingerings: 3, 3, 1, 1, 0, 0, 3, 1, 1, 3, 3, 5, 5, 3, 1, 1, 0, 0, 3, 3, 1.

Keep Going

you're doing GREAT!



Suggested Strumming Pattern

Ta Te Ta Te Te Te

Candy

Paolo Nutini

Am Em

G D Repeat x4

OUTRO

C G

C Em Repeat x6

Em

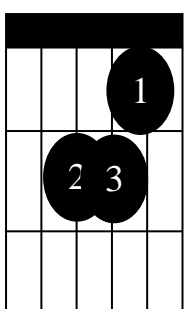
I was perched outside in the pouring rain
 Trying to make myself a sail
 Then I'll float to you my darlin'
 With the evening on my tail
 Although not the most honest means of travel
 It gets me there nonetheless
 I'm a heartless man at worst, babe
 And a helpless one at best

Darling I'll bathe your skin
 I'll even wash your clothes
 Just give me some candy
 Before I go
 Oh, darling I'll kiss your eyes
 And lay you down on your rug
 Just give me some candy
 After my heart

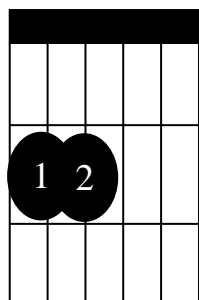


Oh, and I'll be there waiting for you
 Oh, I'll be there waiting for you
 I'll be there waiting for you
 Oh, I'll be there waiting for you
 Oh, I'll be there waiting for you
 Oh, then I'll be there waiting for you
 I'll be there waiting for you
 Oh, then I'll be there waiting on you
 I'll be there waiting for you
 I'll be there waiting for you

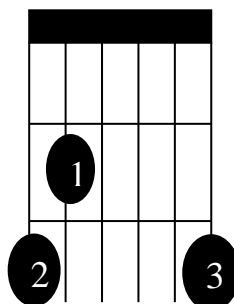
Am



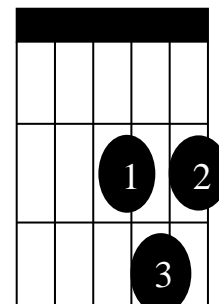
Em



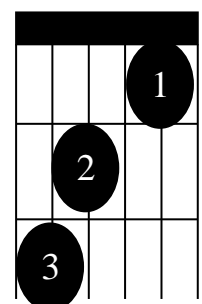
G



D




C




4 Chord Songs

Try mixing some of
the strumming
patterns you have
learned already!



Play this pattern on a loop and it will fit all the songs below.
Many pop tunes use this chord pattern, below are some of the ones you can
play along with, see if you can find anymore!

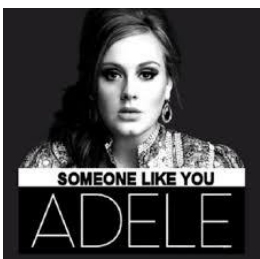


Someone You Loved – Lewis Capaldi

Now the day bleeds
Into nightfall
And you're not here
To get me through it all
I let my guard down
And then you pulled the rug
I was getting kinda used to being someone you loved

Firework – Katy Perry

'Cause baby you're a firework
Come on show 'em what your worth
Make 'em go "Oh, oh, oh!"
As you shoot across the sky-y-y
Baby you're a firework
Come on let your colors burst
Make 'em go "Oh, oh, oh!"
You're gonna leave 'em fallin' down down down



Someone Like You – Adele

Never mind, I'll find someone like you
I wish nothing but the best for you, too
"Don't forget me, " I beg
"I'll remember, " you said
Sometimes it lasts in love, but sometimes it hurts instead
Sometimes it lasts in love, but sometimes it hurts instead

Paparazzi – Lady Gaga

I'm your biggest fan
I'll follow you until you love me
Papa-paparazzi
Baby, there's no other superstar
You know that I'll be
Your papa-paparazzi
Promise I'll be kind
But I won't stop until that boy is mine
Baby, you'll be famous
Chase you down until you love me
Papa-paparazzi



Edge of Glory – Lady Gaga

I'm on the edge of glory and I'm hangin' on a moment of truth
Out on the edge of glory and I'm hangin' on a moment with you
I'm on the edge, the edge, the edge
The edge, the edge, the edge, the edge
I'm on the edge of glory
And I'm hangin' on a moment with you
I'm on the edge with you



Don't Stop Believing – Journey

Don't stop believin'
Hold on to the feelin'
Streetlights, people
Don't stop believin'
Hold on
Streetlights, people
Don't stop believin'
Hold on to the feelin'
Streetlights, people




Let It Go - Frozen

Let it go, let it go
Can't hold it back anymore
Let it go, let it go
Turn away and slam the door
I don't care what they're going to say
Let the storm rage on
The cold never bothered me anyway



New Rhythm!!

Te Ti - Ri



James Bond Theme

Musical notation for the first system of the James Bond Theme, including a treble clef staff and a guitar TAB staff.

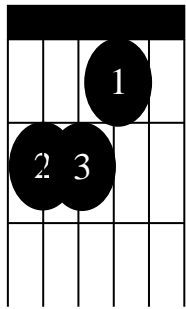
Musical notation for the second system of the James Bond Theme, including a treble clef staff and a guitar TAB staff.

Musical notation for the third system of the James Bond Theme, including a treble clef staff and a guitar TAB staff.



Once you have learned this piece, team up with a guitar buddy and try playing it alongside the riff you learned earlier! Take turns of each part!

E



New Chord!

Try learning the TAB part first and then the chords!

Chasing Cars

A

E

Musical notation for the first system, measures 1-4. Includes a treble clef, key signature of two sharps (F# and C#), and a 4/4 time signature. The melody consists of eighth notes. The guitar TAB below shows fret numbers: 2-2-2-2 for measures 1-2, and 1-1-1-1 for measures 3-4.

D

A

Musical notation for the second system, measures 5-8. Measure 5 starts with a '5' above the staff. The melody continues with eighth notes. The guitar TAB shows fret numbers: 0-0-0-0 for measures 5-6, and 2-2-2-2 for measures 7-8.

We'll do it all
 Everything
 On our own
 We don't need
 Anything
 Or anyone
 If I lay here
 If I just lay here

Would you lie with me and just forget the world?



Once you have learned this piece, team up with a guitar buddy and try playing a part each, make sure your chords change together!



Congratulations!

You have completed Level 3!

You are making GREAT progress.

See your teacher for a certificate and onto the next challenge at level 4!

