

ST ANDREW'S ACADEMY

MUSIC DEPARTMENT

LEVEL 2



KEYBOARD/GLOCK

Note Names

INTRODUCTION

KEYBOARD

Getting started:

- ♫ Make sure your headphones are plugged in!
- ♫ Turn On your Keyboard
- ♫ Set the mode to **Casio Chord/Accomp.**
- ♫ Set your Tone, Rhythm and Tempo



SUCCESSFUL KEYBOARD PLAYERS WILL:

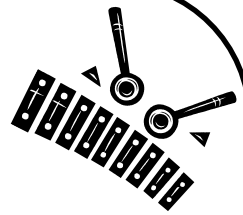


- ✓ Play the melody with their right hand with the correct notes, rhythms and fingering
- ✓ Have smooth chord changes with their left hand
- ✓ Will play in time with the backing rhythm on the keyboard.
- ✓ Will have set up their keyboard correctly.

GLOCK

Getting Started:


- ♫ You need a Glock, a music stand and 2 beaters
- ♫ Hold the beaters loosely between your index finger and your thumb and curl the rest of your fingers around the end of the stick.



SUCCESSFUL GLOCK PLAYERS WILL:



- ✓ Play the melody using the correct notes and rhythms
- ✓ Will use both beaters
- ✓ Will be able to play in time with an accompaniment.



Starting Out

Tone: Own Choice
 Rhythm: Disco
 Tempo: 100

Keyboard Fingering

Two staves of musical notation in G major, 4/4 time. The first staff has four measures with notes G, G, A, A, A, B, B, A, A, A. The second staff has five measures with notes G, G, A, A, A, B, B, B, A, G. Chord boxes for G, D, G, D, G, D are placed above the notes. Fingering numbers 1, 2, 3, 2, 1 are indicated above the notes.

Starting Out

GLOCK EXTENSION

Both Hands Together

Two staves of musical notation in G major, 4/4 time. The first staff has four measures with notes B, B, A, A, B, B, A, A. The second staff has five measures with notes B, B, A, A, A, A, B, G. Chord boxes for B, G, A, B, A, B, A, G are placed below the notes.




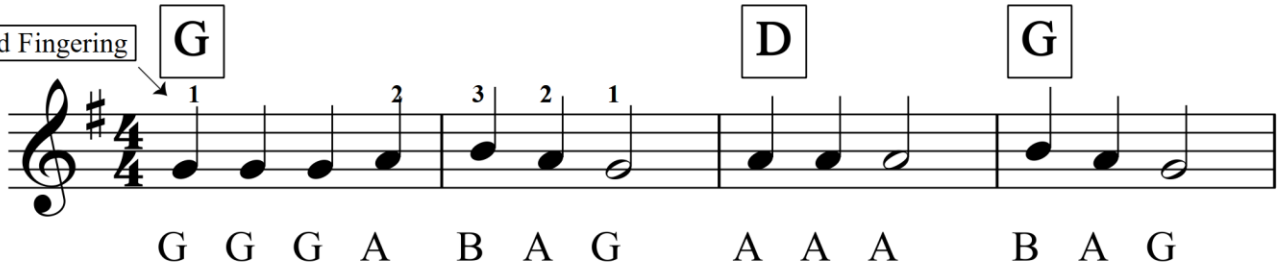
3 Note Rock

Tone: Overdriven Guitar

Rhythm: Slow Rock 2

Tempo: 100



Keyboard Fingering




3 Note Rock

GLOCK EXTENSION

Both Hands Together





Merrily We Roll Along

Tone: Flute
Rhythm: Rock
Tempo: 100

Keyboard Fingering

The first staff is in 4/4 time with a key signature of one sharp (F#). It contains four measures of music. The notes are: B (quarter), A (quarter), G (quarter), A (quarter), B (quarter), B (quarter), B (quarter), A (quarter), A (quarter), A (quarter), B (quarter), B (quarter), B (quarter). Above the staff are three boxes labeled G, D, and G. Fingerings are indicated above the notes: 3, 2, 1, 2, 3, 3, 3, 3, 3, 3, 3, 3, 3. The second staff continues the melody with notes: B, A, G, A, B, B, B, A, A, B, A, G. Above the staff are three boxes labeled G, D, and G. Fingerings are indicated above the notes: 2, 3, 2, 1.

Merrily We Roll Along

GLOCK EXTENSION

Both Hands Together

The first staff shows two hands playing together in 4/4 time with a key signature of one sharp (F#). The notes are: B (quarter), B (quarter), B (quarter), B (quarter), C (quarter), C (quarter), B (quarter), B (quarter). Below the staff are two rows of notes: G, G, G, G, A, A, G, G. The second staff continues with notes: B, B, B, B, C, C, B. Below the staff are two rows of notes: G, G, G, G, A, A, G.

G A B

3's A Crowd

Tone: Alto Saxophone

Rhythm: Big Band

Tempo: 95

G B A G A B A G G G

G B A G A B A G

3's A Crowd

GLOCK EXTENSION

Both Hands Together

B B B B C C C C C C C C B B B B

G G G G A A A A A A A A G G G G

B B B B C C C C C C C C B

G G G G A A A A A A A A G